

SPECIAL NOZZLE

SPECIAL NOZZLES (SS, CS, ES)

Features




- SS = side strip, CS = central strip, ES = end strip
- Suitable for all I-PRO and SL bodies
- Suitable for rectangular formats
- Precipitation rates balanced with the I-PRO Fixed arc nozzles
- Optimum working pressure: 2 bar
- Filter included
- Adjustment screw allows 25% stream reduction.



Code

| | |
|--------------|---------------------------------|
| IPNSS | Side strip - Series 9 and 15 |
| IPNCS | Central strip - Series 9 and 15 |
| IPNES | End strip - Series 9 and 15 |

Special Nozzle Performance Chart

| Code | Nozzle 9" | | | Nozzle 15" | | |
|--|-----------|---------|-------|------------|---------|-------|
| | bar | WxL (m) | l/min | bar | WxL (m) | l/min |
| SS  | 1,4 | 0,9x4,9 | 3,2 | 1,4 | 0,9x8,5 | 4,2 |
| | 2,0 | 1,2x5,5 | 3,4 | 2,0 | 1,2x9,1 | 4,6 |
| | 2,7 | 1,5x6,1 | 3,7 | 2,7 | 1,5x9,8 | 5,1 |
| CS  | 1,4 | 0,9x4,9 | 3,2 | 1,4 | 0,9x8,5 | 4,2 |
| | 2,0 | 1,2x5,5 | 3,4 | 2,0 | 1,2x9,1 | 4,6 |
| | 2,7 | 1,5x6,1 | 3,7 | 2,7 | 1,5x9,8 | 5,1 |
| ES  | 1,4 | 0,9x2,4 | 1,6 | 1,4 | 0,9x4,3 | 2,0 |
| | 2,0 | 1,2x2,7 | 1,7 | 2,0 | 1,2x4,6 | 2,3 |
| | 2,7 | 1,5x3,0 | 1,8 | 2,7 | 1,5x5,2 | 2,6 |

W = width L = length
 The values given in these charts are representative of the throw for each nozzle at each pressure point.